

Torque Tools for controlled tightening



Wera Torque Tools

Wera torque tools permit torque-controlled tightening to prevent damage to screws or work pieces and to ensure the dependability of the screw connection. This makes labour-intensive drilling-out of the screw and unproductive downtimes a thing of the past.

Also important whenever repeat accuracy is needed.

Includes the ergonomic Kraftform handle that clicks audibly and noticeably when the desired torque is reached.

No complex exchange blades. Instead of special blades, normal bits as per C 6.3 and E 6.3 or even 1/4" sockets can be used.



Adjustable torque screwdrivers

Can be set to the required scale value by hand, page 4.



Pre-set torque screwdrivers

Torque-indicators

Pre-set torque, page 16.

Suitable for applications requiring a non-adjustable and a tamperproof torque blade assembly, page 22.

Adjustable Kraffform Torque Screwdrivers

Wera's adjustable torque screwdrivers allow variable torque settings with maximum precision and ensure that the user gets the very best results in the familiar Wera design with superior ergonomics.



For more information, please scan the QR Code shown below.



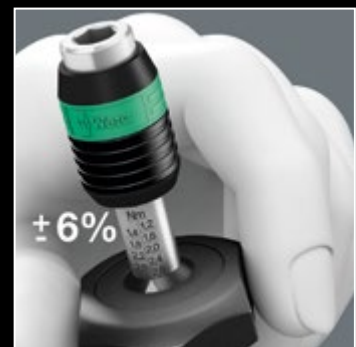
Simple setting of the required torque by hand.



Easy-to-read scale value.



Measurement accuracy is $\pm 6\%$ in accordance with the standard EN ISO 6789. Distinctly audible and noticeable excess-load signal when the pre-set torque is reached.



Rapidaptor technology makes the tool adaptable since bits and sockets can be exchanged rapidly.



Unlimited manually by hand-transferable torque for loosening seized screws.



Multi-component Kraftform handle with hard and soft zones for fast working speeds and protecting the palm of the hand.

Kraftform Torque Screwdrivers

Variable torque adjustment models

Series 7400 Kraftform adjustable torque screwdrivers (0.10-3.0 Nm) with Rapidaptor quick-release chuck



NEW



Application: Suitable for 1/4" DIN 3126-C 6.3 and E 6.3 (ISO 1173) hexagon insert bits and Wera Series 1 and 4

Design: Rapidaptor rapid-in, rapid-out, rapid-spin, chuck-all and single-hand technology

Accuracy: ±6 % (EN ISO 6789). Numerical torque value scale, audible excess-load signal

Handle: Kraftform with non-roll feature, multi-component

Code	Art.No.	mm	in.	Nm	Nm	mm	in.	mm	in.
05074770001 ¹⁾	7430	89	1/4"	0,10-0,34	0,015	142	5 7/16"	1	
05074772001 ¹⁾	7431	89	1/4"	0,30-1,00	0,05	142	5 7/16"	1	
05074774001 ¹⁾	7432	89	1/4"	0,90-1,50	0,05	142	5 7/16"	1	
05074700001	7440	105	1/4"	0,30-1,20	0,05	155	6"	1	
05074701001	7441	105	1/4"	1,20-3,00	0,10	155	6"	1	

¹⁾ With attachable magnifying glass, dramatically improving visibility.

Series 7400 Kraftform pistol grip, adjustable torque screwdrivers (3.0-8.8 Nm) with Rapidaptor quick-release chuck



Application: Suitable for 1/4" DIN 3126-C 6.3 and E 6.3 (ISO 1173) hexagon insert bits and Wera Series 1 and 4

Design: Rapidaptor rapid-in, rapid-out, rapid-spin, chuck-all and single-hand technology

Accuracy: ±6 % (EN ISO 6789). Numerical torque value scale. Audible excess-load signal

Handle: Kraftform pistol grip, multi-component

Code	Art.No.	mm	in.	Nm	Nm	mm	in.	mm	in.
05074702001	7442	105	1/4"	3,0-6,0	0,25	150	100	4"	1
05074705001	7443	105	1/4"	4,0-8,8	0,40	150	100	4"	1

Series 7400 Kraftform adjustable torque screwdrivers (2.5-29.0 in. lbs.) with Rapidaptor quick-release chuck



Application: Suitable for 1/4" DIN 3126-C 6.3 and E 6.3 (ISO 1173) hexagon insert bits and Wera Series 1 and 4

Design: Rapidaptor rapid-in, rapid-out, rapid-spin, chuck-all and single-hand technology

Accuracy: ±6 % (EN ISO 6789). Numerical torque value scale. Audible excess-load signal

Handle: Kraftform with non-roll feature, multi-component

Code	Art.No.	mm	in.	in. lbs.	in. lbs.	mm	in.
05074710001	7445	105	1/4"	2,5-11,5	0,5	155	6"
05074711001	7446	105	1/4"	11,0-29,0	1,0	155	6"

Series 7400 Kraftform pistol grip, adjustable torque screwdrivers (25,0-55,0 in. lbs.) with Rapidaptor quick-release chuck



Application: Suitable for 1/4" DIN 3126-C 6.3 and E 6.3 (ISO 1173) hexagon insert bits and Wera Series 1 and 4

Design: Rapidaptor rapid-in, rapid-out, rapid-spin, chuck-all and single-hand technology

Accuracy: ±6 % (EN ISO 6789). Numerical torque value scale. Audible excess-load signal

Handle: Kraftform pistol grip, multi-component

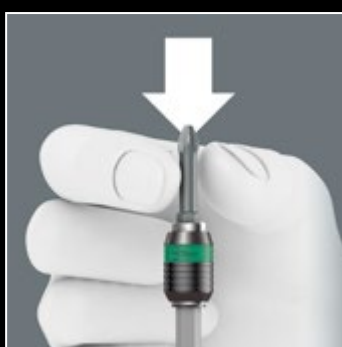
Code	Art.No.	mm	in.	in. lbs.	in. lbs.	mm	in.
05074712001	7447	105	1/4"	25,0-55,0	2,5	150	100



Attachable magnifying glass

Articles 7430, 7431 and 7432 all come with a magnifying glass. This can be easily attached on to the scale, dramatically improving visibility.

Bit holder Rapidaptor



Rapid-in und self-lock

The bit can be pushed into the adaptor without moving the sleeve. The lock is activated automatically as soon as the bit is applied to the screw. Bits are held securely and wobble-free.



Rapid-out

Simply push the sleeve forward to change the bit. The spring mechanism lifts the bit off the magnet and unlocks the tool. The rapid-out function makes it easy to remove even the smallest bits without extra tools.



Chuck-all

The Rapidaptor quick-release chucks hold 1/4" DIN 3126-C 6,3 and E 6,3 as well as Wera series 1 and 4 bits.

7440/41 Kraftform torque screwdriver set 0.3-3.0 Nm



Code			
05074738001	7400	1 x 7440; 1 x 7441	1
	867/1 TZ TORX®	1 x TX 6x25; 1 x TX 7x25; 1 x TX 8x25; 1 x TX 9x25; 1 x TX 10x25; 1 x TX 15x25; 1 x TX 20x25; 1 x TX 25x25; 1 x TX 30x25	
	867/1 Z IP TORX PLUS®	1 x 6 IPx25; 1 x 7 IPx25; 1 x 8 IPx25; 1 x 9 IPx25; 1 x 10 IPx25; 1 x 15 IPx25; 1 x 20 IPx25; 1 x 25 IPx25; 1 x 30 IPx25	
	840/1 Z Hex-Plus	1 x 2,0x25; 1 x 2,5x25; 1 x 3,0x25; 1 x 4,0x25; 1 x 5,0x25; 1 x 6,0x25	

7440/41/42 Kraftform torque screwdriver set 0.3-6.0 Nm



Code			
05074739001	7400	1 x 7440; 1 x 7441	1
	7400 Pistole	1 x 7442	
	867/1 TZ TORX®	1 x TX 6x25; 1 x TX 7x25; 1 x TX 8x25; 1 x TX 9x25; 1 x TX 10x25; 1 x TX 15x25; 1 x TX 20x25; 1 x TX 25x25; 1 x TX 30x25	
	867/1 Z IP TORX PLUS®	1 x 6 IPx25; 1 x 7 IPx25; 1 x 8 IPx25; 1 x 9 IPx25; 1 x 10 IPx25; 1 x 15 IPx25; 1 x 20 IPx25; 1 x 25 IPx25; 1 x 30 IPx25	
	840/1 Z Hex-Plus	1 x 2,0x25; 1 x 2,5x25; 1 x 3,0x25; 1 x 4,0x25; 1 x 5,0x25; 1 x 6,0x25	

Kraftform Torque Screwdrivers

Variable torque adjustment models

7443/61/9 Assembly set for tyre pressure control systems



Code			
05074745001	● 7400 vor	1 x 7461 (pre-set 3.3 Nm) ¹⁾	1
	● 7400 Pistole	1 x 7443	
	⊕ 300 TX	1 x TX 10x65	
	⊕ 870/1	1 x 1/4"x25	
	● 790 A/50	1 x 11,0x50,0; 1 x 12,0x50,0	
	⊕ 867/4 TORX® HF	1 x TX 15x50; 1 x TX 20x50	
	○ 327	1 x 32	

1) Other pre-set values within the adjustable range can be delivered on request



Why does Wera manufacture adjustable Kraftform torque screwdrivers?

Many screws – particularly in assembly and maintenance applications – have to be tightened with controlled torque to ensure the dependability of the screw connection and/or to avoid damage to the screw or work piece. Wera's adjustable torque screwdrivers are the ideal tool for this. They feature a torque range of 0.1 Nm to 8.8 Nm, two different handles, measurement accuracy of $\pm 6\%$ and Rapidaptor technology for rapid bit change.



Kraftform Kompakt 60 Torque 1.2 - 3.0 Nm



Pouch with 89 mm bits
17-piece set

1 Series 7400 Kraftform adjustable torque screwdriver (1.2-3.0 Nm) with Rapidaptor quick-release chuck

Code			
05059293001	● 7400	1 x 7441	1
	⊕ 851/4 Z PH	1 x PH 1x89; 1 x PH 2x89; 1 x PH 3x89	
	⊕ 855/4 Z PZ	1 x PZ 1x89; 1 x PZ 2x89; 1 x PZ 3x89	
	⊕ 867/4 Z TORX® BO	1 x TX 10x89; 1 x TX 15x89; 1 x TX 20x89; 1 x TX 25x89; 1 x TX 30x89	
	● 800/4 Z	1 x 1,0x5,5x89	
	○ 840/4 Z Hex-Plus	1 x 3,0x89; 1 x 4,0x89; 1 x 5,0x89; 1 x 6,0x89	



Kraftform Torque Screwdrivers ESD

Variable torque adjustment models

Kraftform Torque Screwdrivers ESD

The requirements for ESD-safe screwdrivers are specified in the European standard EN 61340-5-1. This standard also includes a handle that has to be out of a defined conductive material. The Wera products in the ESD series satisfy these standards and the even more stringent requirements demanded by some technology companies.




The electric surface resistance of the Wera ESD material is $< 10^9$ ohm. This securely protects components against electrostatic energy and associated damage.

Attachable magnifying glass



Articles 7430 ESD, 7431 ESD, 7432 ESD, 7435 ESD, 7436 ESD, 1430 ESD and 1431 ESD all come with a magnifying glass. This can be easily attached on to the scale, dramatically improving visibility.

Series 7400 Kraftform ESD adjustable torque screwdrivers (0.1-3.0 Nm) with Rapidaptor quick-release chuck



NEW



- Application:** Suitable for $1/4$ " DIN 3126 C 6.3 and E 6.3 (ISO 1173) hexagon insert bits und Wera Series 1 and 4
- Design:** Rapidaptor rapid-in, rapid-out, rapid-spin, chuck-all and single-hand technology, non-magnetic
- Accuracy:** $\pm 6\%$ (EN ISO 6789)
- Handle:** Kraftform with non-roll feature, multi-component

Code	Art.No.	mm		Nm	Nm	mm		
05074780001 ¹⁾	7430 ESD	89	$1/4$ "	0,10-0,34	0,015	142	$5 \frac{7}{16}$ "	1
05074782001 ¹⁾	7431 ESD	89	$1/4$ "	0,30-1,00	0,05	142	$5 \frac{7}{16}$ "	1
05074784001 ¹⁾	7432 ESD	89	$1/4$ "	0,90-1,50	0,05	142	$5 \frac{7}{16}$ "	1
05074730001	7440 ESD	105	$1/4$ "	0,30-1,20	0,05	155	6"	1
05074731001	7441 ESD	105	$1/4$ "	1,20-3,00	0,10	155	6"	1

¹⁾ With attachable magnifying glass, dramatically improving visibility.

Series 7400 Kraftform ESD adjustable torque screwdrivers (2.5-29.0 in. lbs.) with Rapidaptor quick-release chuck



- Application:** Suitable for $1/4$ " DIN 3126 C 6.3 and E 6.3 (ISO 1173) hexagon insert bits und Wera Series 1 and 4
- Design:** Rapidaptor rapid-in, rapid-out, rapid-spin, chuck-all and single-hand technology, non-magnetic
- Accuracy:** $\pm 6\%$ (EN ISO 6789)
- Handle:** Kraftform with non-roll feature, multi-component

Code	Art.No.		in. lbs.	in. lbs.	mm		
05074733001	7445 ESD	$1/4$ "	2,5-11,5	0,5	155	6"	1
05074734001	7446 ESD	$1/4$ "	11,0-29,0	1,0	155	6"	1

Series 7400 Kraftform ESD adjustable torque screwdrivers (0.1-1.0 Nm) with quick-release chuck



NEW

Application: Suitable for bits with 4 mm Halfmoon drive (and Wera Serie 9) and 4 mm HIOS drive (and Wera Series 21)

Design: With quick-release chuck for rapid bit change

Accuracy: ±6 % (EN ISO 6789)

Handle: Kraftform with non-roll feature, multi-component

Code	Art.No.	mm	Nm	Nm	mm	mm	
05074786001 ¹⁾	7435 ESD	89	0,10-0,34	0,015	142	5 7/16"	1
05074788001 ¹⁾	7436 ESD	89	0,30-1,00	0,05	142	5 7/16"	1

¹⁾ With attachable magnifying glass, dramatically improving visibility.

1430 Kraftform Micro ESD adjustable torque screwdrivers (0,02-0,11 Nm) with quick-release chuck



Application: Suitable for bits with 4 mm Halfmoon drive (and Wera Serie 9) and 4 mm HIOS drive (and Wera Series 21)

Design: With quick-release chuck for rapid bit change

Accuracy: ± 10%

Handle: Kraftform Micro with non-roll feature and rotating cap, multi-component

Code	Art.No.	Nm	Nm	mm	mm	mm	
05074802001 ¹⁾	1430 ESD	0,02-0,06	0,0025	141	5 7/16"		1
05074804001 ¹⁾	1431 ESD	0,05-0,11	0,005	141	5 7/16"		1


¹⁾ With attachable magnifying glass, dramatically improving visibility.



The fixed head and the fast-turning zone just below the head allow **rapid twisting**. This makes time-consuming grip adjustments as with other conventional precision screwdrivers unnecessary.



The power zone has integrated soft zones near the blade tip to ensure **high torque transfer for loosening or tightening screws** without losing contact with the screw.



The precision zone directly above the blade gives the user a better feel **for the right rotation angle during fine adjustment work**.

Kraftform Torque Screwdrivers VDE

Variable torque adjustment models

Kraftform Kompakt VDE Torque 1.2 - 3.0 Nm



1 Series 7400 VDE Kraftform adjustable torque handle (1.2 - 3.0 Nm) for Wera VDE interchangeable blades only

VDE interchangeable blades (each 154 mm long) with reduced blade diameter (articles KK 60 i 0,4x2,5 and KK 67 i TX 10 conventional diameter) with integrated protective insulation, allows sunken screws and spring elements to be accessed and actuated

15-piece set

Code			
05059291001	●	7400 VDE 1,2-3,0 Nm	1 x 7441 VDE 1
	⊕	KK 62 iS	1 x PH 1x154; 1 x PH 2x154
	⊕	KK 65 iS PZ	1 x PZ 1x154; 1 x PZ 2x154
	⊕	KK 65 iS PZ/S	1 x # 1x154; 1 x # 2x154
	⊕	KK 67 i TORX®	1 x TX 10x154
	⊕	KK 67 iS TORX®	1 x TX 15x154; 1 x TX 20x154; 1 x TX 25x154
	●	KK 60 i	1 x 0,4x2,5x154
	●	KK 60 iS	1 x 0,6x3,5x154; 1 x 0,8x4,0x154; 1 x 1,0x5,5x154

Series 7400 VDE Kraftform adjustable torque handle (0,3-3,0 Nm)



Application: For Wera interchangeable Kraftform Kompakt VDE blades only

Accuracy: ±6 % (EN ISO 6789). Numerical torque value scale, audible excess-load signal

Handle: Kraftform with non-roll feature, multi-component

Code	Art.No.	mm	Nm	Nm	mm	mm	
05074752001	7440 VDE	9	0,3-1,2	0,05	192	7 1/16"	1



Kraftform Kompakt VDE

Versatile tools for work on live wiring

The handle/interchangeable blade system allows rapid exchange of the blades required for a wide range of applications. Wera interchangeable Kraftform Kompakt VDE blades can be found in the main catalogue.



The handle/interchangeable blade system allows rapid exchange of the blades required for a wide range of applications.

Each Kraftform Kompakt VDE set has been tested individually in a water bath at 10,000 volts, in accordance with DIN EN 60900 (IEC 60900). This ten-times-higher testing load guarantees safe working at their maximum permitted load of 1,000 volts.

Our screwdrivers are tested for dielectric strength under a 10,000 volt load in a water bath to make sure that their most important property, their insulation, has been exhaustively tested. Each individual Wera VDE screwdriver is subjected to this test to guarantee safe working up to 1,000 volts.



Pre-set Kraftform torque screwdrivers

These tools are ideal for all applications where a constant, identical torque is required and where a high degree of repeat accuracy is needed.



For more information, please scan the QR Code shown below.



Pre-set values can be changed with the help of a socket wrench. Measurement accuracy is $\pm 6\%$ in accordance with the standard EN ISO 6789.

Distinctly audible and noticeable excess-load signal when the pre-set torque is reached.



Unlimited by hand-transferable torque for loosening seized screws.

Rapidaptor technology makes the tool adaptable since bits and sockets can be exchanged rapidly.

Multi-component Kraftform handle with hard and soft zones for fast working speeds and protecting the palm of the hand.

All Wera torque tools manufactured according to DIN 6789 are supplied with a calibration certificate. Our workshop offers a comprehensive service for all Wera torque tools. Please contact us with any queries regarding service, recalibration or repair on +49 (0)202 40 45 145; Fax: +49 (0)202 40 45 158 or per E-Mail at: torqueservice@wera.de.

Kraftform Torque Screwdrivers

Pre-set torque models

Serie 7400 Kraftform pre-set adjustable torque screwdrivers (0.1-3.0 Nm) with Rapidaptor quick-release chuck



Application: Suitable for 1/4" DIN 3126-C 6.3 and E 6.3 (ISO 1173) hexagon insert bits and Wera Series 1 and 4

Design: Rapidaptor rapid-in, rapid-out, rapid-spin, chuck-all and single-hand technology

Pre-set torque: 0.1 Nm, 0.3 Nm, 0.9 Nm, 1.2 Nm

Accuracy: ± 6% (EN ISO 6789)

Handle: Kraftform with non-roll feature, multi-component

Code	Art.No.	mm	1/4"	Nm	Nm	mm	5"	6"	1
05074790001 ¹⁾	7450	89	1/4"	0,1	0,10-0,34	126	5"		1
05074792001 ¹⁾	7451	89	1/4"	0,3	0,30-1,00	126	5"		1
05074794001 ¹⁾	7452	89	1/4"	0,9	0,90-1,50	126	5"		1
05074715001 ¹⁾	7460	105	1/4"	0,3	0,30-1,20	155	6"		1
05074716001 ¹⁾	7461	105	1/4"	1,2	1,20-3,00	155	6"		1

1) Other pre-set values within the adjustable range can be delivered on request

Serie 7400 Kraftform pre-set adjustable torque screwdrivers (2.5-29.0 in. lbs.) with Rapidaptor quick-release chuck



Application: Suitable for 1/4" DIN 3126-C 6.3 and E 6.3 (ISO 1173) hexagon insert bits and Wera Series 1 and 4

Design: Rapidaptor rapid-in, rapid-out, rapid-spin, chuck-all and single-hand technology


Pre-set torque: 2.5 in.lbs., 11.0 in.lbs.

Accuracy: ± 6% (EN ISO 6789)

Handle: Kraftform with non-roll feature, multi-component

Code	Art.No.	1/4"	in. lbs.	in. lbs.	mm	5"	6"	1
05074720001 ¹⁾	7465	1/4"	2,5	2,5-11,5	155	6"		1
05074722001 ¹⁾	7466	1/4"	11,0	11,0-29,0	155	6"		1

1) Other pre-set values within the adjustable range can be delivered on request



Series 7400 Krafftform pistol grip, pre-set adjustable torque screwdrivers (3.0-8.8 Nm) with Rapidaptor quick-release chuck



Application: Suitable for 1/4" DIN 3126-C 6.3 and E 6.3 (ISO 1173) hexagon insert bits and Wera Series 1 and 4

Design: Rapidaptor rapid-in, rapid-out, rapid-spin, chuck-all and single-hand technology

Pre-set torque: 3.0 Nm, 4,0 Nm

Accuracy: ±6 % (EN ISO 6789)

Handle: Krafftform pistol grip, multi-component

Code	Art.No.	1/4"	Nm	Nm	mm	mm	6"	4"	1
05074717001 ¹⁾	7462	1/4"	3,0	3,0-6,0	150	100	6"	4"	1
05074728001 ¹⁾	7463	1/4"	4,0	4,0-8,8	150	100	6"	4"	1

1) Other pre-set values within the adjustable range can be delivered on request

Series 7400 Krafftform pistol grip, pre-set adjustable torque screwdriver (25.0-55.0 in. lbs.) with Rapidaptor quick-release chuck



Application: Suitable for 1/4" DIN 3126-C 6.3 and E 6.3 (ISO 1173) hexagon insert bits and Wera Series 1 and 4

Design: Rapidaptor rapid-in, rapid-out, rapid-spin, chuck-all and single-hand technology

Pre-set torque: 25.0 in. lbs.

Accuracy: ±6 % (EN ISO 6789)

Handle: Krafftform pistol grip, multi-component

Code	Art.No.	1/4"	in. lbs.	in. lbs.	mm	mm	6"	4"	1
05074721001 ¹⁾	7467	1/4"	25,0	25,0-55,0	150	100	6"	4"	1

1) Other pre-set values within the adjustable range can be delivered on request



Kraftform Torque Screwdrivers ESD

Pre-set torque models

Serie 7400 Kraftform pre-set adjustable torque screwdrivers (0,1-3,0 Nm) with Rapidaptor quick-release chuck



Application: Suitable for 1/4" DIN 3126-C 6.3 and E 6.3 (ISO 1173) hexagon insert bits and Wera Series 1 and 4

Design: Rapidaptor rapid-in, rapid-out, rapid-spin, chuck-all and single-hand technology

Pre-set torque: 0.1 Nm, 0.3 Nm, 0.9 Nm, 1.2 Nm

Accuracy: ± 6% (EN ISO 6789)

Handle: Kraftform with non-roll feature, multi-component

Code	Art.No.	mm	1/4"	Nm	Nm	mm	5/16"	1
05074820001 ¹⁾	7450 ESD	89	1/4"	0,1	0,10-0,34	133	5 1/4"	1
05074822001 ¹⁾	7451 ESD	89	1/4"	0,3	0,30-1,00	133	5 1/4"	1
05074824001 ¹⁾	7452 ESD	89	1/4"	0,9	0,9-1,50	133	5 1/4"	1
05074840001 ¹⁾	7460 ESD	105	1/4"	0,3	0,3-1,2	155	5"	1
05074842001 ¹⁾	7461 ESD	105	1/4"	1,2	1,2-3,0	155	5"	1

1) Other pre-set values within the adjustable range can be delivered on request

Serie 7400 Kraftform pre-set adjustable torque screwdrivers (0,1-1,0 Nm) with quick-release chuck



Application: Suitable for bits with 4 mm Halfmoon drive (and Wera Serie 9) and 4 mm HIOS drive (and Wera Series 21)

Design: With quick-release chuck for rapid bit change

Pre-set torque: 0.1 Nm, 0.3 Nm

Accuracy: ± 6% (EN ISO 6789)

Handle: Kraftform with non-roll feature, multi-component

Code	Art.No.	mm	Nm	Nm	mm	5/16"	1
05074826001 ¹⁾	7455 ESD	89	0,1	0,10-0,34	134	5 1/4"	1
05074828001 ¹⁾	7456 ESD	89	0,3	0,30-1,00	134	5 1/4"	1

1) Other pre-set values within the adjustable range can be delivered on request

1460 Kraftform Micro ESD pre-set torque screwdrivers with quick-release chuck



Application: Suitable for bits with 4 mm Halfmoon drive (and Wera Serie 9) and 4 mm HIOS drive (and Wera Series 21)

Design: With quick-release chuck for rapid bit change

Pre-set torque: 0.035 Nm, 0.050 Nm

Accuracy: ± 10%

Handle: Kraftform Micro with non-roll feature and rotating cap, multi-component

Code	Art.No.	Nm	Nm	mm	5/32"	1
05074800001 ¹⁾	1460 ESD	0,035	0,02-0,06	133	5 5/32"	1
05074810001 ¹⁾	1461 ESD	0,050	0,05-0,11	133	5 5/32"	1

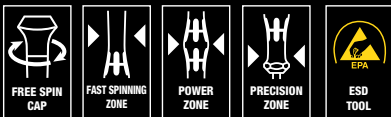
1) Other pre-set values within the adjustable range can be delivered on request

ESD-safe tools



The use of large-scale integrated circuits – known as ICs – means that electrical appliances are getting smaller and smaller. However, ICs malfunction or fail completely when exposed to electrostatic energy fields. This makes ESD-safe screwdrivers indispensable.

Kraftform Kompakt Torque Micro-Set ESD/6 SB



Pouch with 44 mm bits
6-piece set
1 pre-set torque screwdriver Kraftform Micro ESD (0,035 Nm)

Code			
05073673001	1460 Micro ESD	1 x 1460 ESD ¹⁾	1
	851/9 C	1 x PH 00x44; 1 x PH 0x44	
	867/9 C TORX PLUS®	1 x 1 IPx44; 1 x 3 IPx44	
	873/9 Five Lobe	1 x # 1x44	

1) Other pre-set values within the adjustable range can be delivered on request



Kraftform Torque-indicators

Wera torque-indicators have been factory pre-set to values recommended by leading carbide tool manufacturers. These tightening values relate specifically to the size of the TORX®, TORX PLUS® or hexagon socket screw. Torque indicators ensure safe and easy loosening of screw connections.

Precision : $\pm 10\%$



For more information, please scan the QR Code shown below.



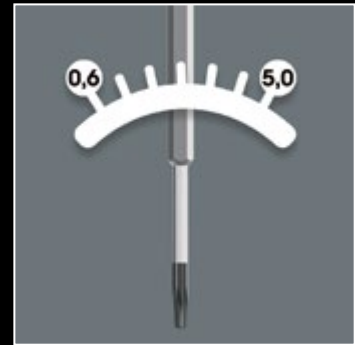
Torque blade assembly precisely adjusted to the respective screw size for the TORX®, TORX PLUS® and hexagon socket screw profiles.



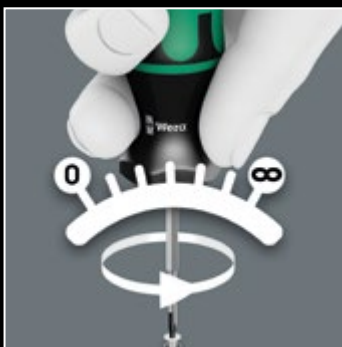
Non-adjustable and tamperproof.



Distinctly audible and noticeable excess-load signal when the pre-set torque is reached.



Slim 4 mm hexagon blades to reach screws in difficult-to-access places.



Unlimited manually by hand-transferable torque for loosening seized screws.



Multi-component Kraftform handle with hard and soft zones for fast working speeds and protecting the palm of the hand.

Series Torque-Indicators

Pre-set torque models

300 Hex torque-indicator



- Application:** Hexagon socket screws
- Pre-set torque:** 1.4 Nm-3.0 Nm (1.0 ft.lb.-2.2 ft.lb.), fixed pre-sets
- Accuracy:** ±10 %
- Blade:** Hexagonal, 4 mm, reduced diameter tip
- Design:** Hex-Plus, Black Point
- Handle:** Kraftform with non-roll feature, multi-component

Code	Nm	ft. lb.	mm	mm	mm	mm	mm	mm	mm
05027910001	2,0	1,4	1,0	4	3,5	65	105	2 9/16"	1
05027911001	2,5	2,0	1,5	4	3,8	65	105	2 9/16"	1
05027912001	3,0	3,0	2,2	4	3,8	65	105	2 9/16"	1

300 TX TORX® torque-indicator



- Application:** TORX® socket screws
- Pre-set torque:** 0.6 Nm-3.0 Nm (0.4 ft.lb.-2.2 ft.lb.), fixed pre-sets
- Accuracy:** ±10 %
- Blade:** Hexagonal, 4 mm, reduced diameter tip
- Design:** Black Point
- Handle:** Kraftform with non-roll feature, multi-component

Code	Nm	ft. lb.	mm	mm	mm	mm	mm	mm	mm
05027930001	TX 6	0,6	0,4	4	3,5	65	105	2 9/16"	1
05027931001	TX 7	0,9	0,7	4	3,5	65	105	2 9/16"	1
05027932001	TX 8	1,2	0,9	4	3,5	65	105	2 9/16"	1
05027933001	TX 9	1,4	1,0	4	3,5	65	105	2 9/16"	1
05027934001	TX 10	2,0	1,5	4	3,8	65	105	2 9/16"	1
05027935001	TX 15	3,0	2,2	4	3,8	65	105	2 9/16"	1

300 Hex torque-indicator, pistol grip



- Application:** Hexagon socket screws
- Pre-set torque:** 5.0 Nm (3.7 ft. lb.), fixed pre-set
- Accuracy:** ±10 %
- Blade:** Hexagonal, 8 mm, reduced diameter tip
- Design:** Hex-Plus, Black Point
- Handle:** Kraftform pistol grip, multi-component

Code	mm	mm	mm	mm	mm	mm	mm	mm	mm
05027913001	4,0	160	100	65	2 9/16"	25	1"		1

300 TX TORX® torque-indicator, pistol grip



- Application:** TORX® socket screws
- Pre-set torque:** 5.0 Nm (3.7 ft. lb.), fixed pre-set
- Accuracy:** ±10 %
- Blade:** Hexagonal, 8 mm, reduced diameter tip
- Design:** Black Point
- Handle:** Kraftform pistol grip, multi-component

Code	mm	mm	mm	mm	mm	mm	mm	mm	mm
05027936001	TX 20	160	100	65	2 9/16"	25	1"		1

300 IP TORX PLUS® torque-indicator



- Application:** TORX PLUS® socket screws
- Pre-set torque:** 0.6 Nm-3.0 Nm (0.4 ft.lb.-3.0 ft.lb.), fixed pre-sets
- Accuracy:** ±10 %
- Blade:** Hexagonal, 4 mm, reduced diameter tip
- Design:** Black Point
- Handle:** Kraffform with non-roll feature, multi-component

Code		Nm	ft. lb.						
05028040001	6 IP	0,6	0,4	4	3,5	65	105	2 9/16"	1
05028041001	7 IP	0,9	0,7	4	3,5	65	105	2 9/16"	1
05028042001	8 IP	1,2	0,9	4	3,5	65	105	2 9/16"	1
05028043001	9 IP	1,4	1,0	4	3,5	65	105	2 9/16"	1
05028044001	10 IP	2,0	1,5	4	3,8	65	105	2 9/16"	1
05028045001	15 IP	3,0	2,2	4	3,8	65	105	2 9/16"	1

Series Torque-Indicators



Some screw connections require specific torque values so that they can be tightened or loosened easily. Wera torque-indicators are pre-set to torque values recommended by leading carbide tool manufacturers.

Pre-set torque between 0.6 Nm and 5.0 Nm, for TORX®, TORX PLUS® and hexagon socket screws, unlimited loosening torque, two handles, tamper-proof.

300 IP TORX PLUS® torque-indicator, pistol grip



- Application:** TORX PLUS® socket screws
- Pre-set torque:** 5.0 Nm (3.7 ft. lb.), fixed pre-set
- Accuracy:** ±10 %
- Blade:** Hexagonal, 8 mm, reduced diameter tip
- Design:** Black Point
- Handle:** Kraffform pistol grip, multi-component

Code								
05028046001	20 IP	160	100	65	2 9/16"	25	1"	1

Series Torque-Indicators

Pre-set torque models

300 TX/6 TORX® torque-indicator set



6-piece set

Application: TORX® socket screws

Pre-set torque: 0.6 Nm/0.4 ft.lb. (TX 6); 0.9 Nm/0.7 ft.lb. (TX 7); 1.2 Nm/0.9 ft.lb (TX 8); 1.4 Nm/1.0 ft.lb (TX 9); 2.0 Nm/1.5 ft.lb (TX 10); 3.0/2.2 ft.lb (TX 15); fixed pre-sets

Accuracy: ±10 %

Blade: Hexagonal, 4 mm, reduced diameter tip

Design: Black Point

Handle: Kraffform with non-roll feature, multi-component

Code			
05027940001	300 TX	1 x TX 6x65; 1 x TX 7x65; 1 x TX 8x65; 1 x TX 9x65; 1 x TX 10x65; 1 x TX 15x65	1

300 IP/6 TORX PLUS® torque-indicator set



6-piece set

Application: TORX PLUS® socket screws

Pre-set torque: 0.6 Nm/0.4 ft.lb. (6 IP); 0.9 Nm/0.7 ft.lb. (7 IP); 1.2 Nm/0.9 ft.lb (8 IP); 1.4 Nm/1.0 ft.lb (9 IP); 2.0 Nm/1.5 ft.lb (10 IP); 3.0 Nm/2.2 ft.lb (15 IP); fixed pre-sets

Accuracy: ±10 %

Blade: Hexagonal, 4 mm, reduced diameter tip

Design: Black Point

Handle: Kraffform with non-roll feature, multi-component

Code			
05027941001	300 IP	1 x 6 IPx65; 1 x 7 IPx65; 1 x 8 IPx65; 1 x 9 IPx65; 1 x 10 IPx65; 1 x 15 IPx65	1



520131410
Z = 55 786
X = 21 184

POZZI
W.N.P.

TX 10
20Nm

TORQUE Conversion Table

Conversion	SI Units			Metric scale		USA GB scale		
Units	cNm	dNm	Nm	cmkg	mkg	ft.lb	in.lb	in.oz
1 cNm =	1	0,1	0,01	0,1020	0,0010	0,0074	0,0885	1,4161
1 dNm =	10	1	0,1	1,0197	0,0102	0,0738	0,8851	14,1612
1 Nm =	100	10	1	10,1972	0,1020	0,7376	8,8508	141,6123
1 cmkg =	9,8067	0,9807	0,0981	1	0,0100	0,0723	0,8680	13,8874
1 mkg =	980,6650	98,0665	9,8067	100	1	7,2330	86,7964	1388,7422
1 ft.lb =	135,5818	13,5581	1,3558	13,8255	0,1383	1	12	192
1 in.lb =	11,2985	1,1298	0,1130	1,1521	0,0115	0,0833	1	16
1 in. oz =	0,7062	0,0706	0,0071	0,0720	0,0007	0,0052	0,0625	1

Example 1

1 Nm = 0,102 mkg
 17,4 Nm = 17,4 x 0,102 mkg
 17,4 Nm = 1,775 mkg

Example 2

1 mkg = 9,8067 Nm
 12,5 mkg = 12,5 x 9,8067 Nm
 12,5 mkg = 122,58 Nm

Conversion Nm in mkg				1 Nm = 0,10197 mkg						
Nm	0	1	2	3	4	5	6	7	8	9
0	0,00	0,10	0,20	0,31	0,41	0,51	0,61	0,71	0,82	0,92
10	1,02	1,12	1,22	1,33	1,43	1,53	1,63	1,73	1,84	1,94
20	2,04	2,14	2,24	2,35	2,45	2,55	2,65	2,75	2,86	2,96
30	3,06	3,16	3,26	3,37	3,47	3,57	3,67	3,77	3,87	3,98
40	4,08	4,18	4,28	4,38	4,49	4,59	4,69	4,79	4,89	5,00
50	5,10	5,20	5,30	5,40	5,51	5,61	5,71	5,81	5,91	6,02
60	6,12	6,22	6,32	6,42	6,53	6,63	6,73	6,83	6,93	7,04
70	7,14	7,24	7,34	7,44	7,55	7,65	7,75	7,85	7,95	8,06
80	8,16	8,26	8,36	8,46	8,57	8,67	8,77	8,87	8,97	9,08
90	9,18	9,28	9,38	9,48	9,59	9,69	9,79	9,89	9,99	10,10
100	10,20	10,30	10,40	10,50	10,60	10,71	10,81	10,91	11,01	11,11

Conversion mkg in Nm				1 mkg = 9,80665 Nm						
mkg	0	1	2	3	4	5	6	7	8	9
0	0,00	9,81	19,61	29,42	39,23	49,03	58,84	68,65	78,45	88,26
10	98,07	107,87	117,68	127,49	137,29	147,10	156,91	166,71	176,52	186,33
20	196,13	205,94	215,75	225,55	235,36	245,17	254,97	264,78	274,59	284,39
30	294,20	304,01	313,81	323,62	333,43	343,23	353,04	362,85	372,65	382,46
40	392,27	402,07	411,88	421,69	431,49	441,30	451,11	460,91	470,72	480,53
50	490,33	500,14	509,95	519,75	529,56	539,37	549,17	558,98	568,79	578,59
60	588,40	598,21	608,01	617,82	627,63	637,43	647,24	657,05	666,85	676,66
70	686,47	696,27	706,08	715,89	725,69	735,50	745,31	755,11	764,92	774,73
80	784,53	794,34	804,15	813,95	823,76	833,57	843,37	853,18	862,99	872,79
90	882,60	892,41	902,21	912,02	921,83	931,63	941,44	951,25	961,05	970,86
100	980,67	990,47	1000,28	1010,08	1019,89	1029,70	1039,50	1049,31	1059,12	1068,92

Conversion Nm in ft.lb				1 Nm = 0,73756 ft.lb						
Nm	0	1	2	3	4	5	6	7	8	9
0	0,00	0,74	1,48	2,21	2,95	3,69	4,43	5,16	5,90	6,64
10	7,38	8,11	8,85	9,59	10,33	11,06	11,80	12,54	13,28	14,01
20	14,75	15,49	16,23	16,96	17,70	18,44	19,18	19,91	20,65	21,39
30	22,13	22,86	23,60	24,34	25,08	25,81	26,55	27,29	28,03	28,76
40	29,50	30,24	30,98	31,72	32,45	33,19	33,93	34,67	35,40	36,14
50	36,88	37,62	38,35	39,09	39,83	40,57	41,30	42,04	42,78	43,52
60	44,25	44,99	45,73	46,47	47,20	47,94	48,68	49,42	50,15	50,89
70	51,63	52,37	53,10	53,84	54,58	55,32	56,05	56,79	57,53	58,27
80	59,00	59,74	60,48	61,22	61,96	62,69	63,43	64,17	64,91	65,64
90	66,38	67,12	67,86	68,59	69,33	70,07	70,81	71,54	72,28	73,02
100	73,76	74,49	75,23	75,97	76,71	77,44	78,18	78,92	79,66	80,39

Conversion ft.lb in Nm				1 ft.lb = 1,35581 Nm						
Nm	0	1	2	3	4	5	6	7	8	9
0	0,00	1,36	2,71	4,07	5,42	6,78	8,13	9,49	10,85	12,20
10	13,56	14,91	16,27	17,63	18,98	20,34	21,69	23,05	24,40	25,76
20	27,12	28,47	29,83	31,18	32,54	33,90	35,25	36,61	37,96	39,32
30	40,67	42,03	43,39	44,74	46,10	47,45	48,81	50,16	51,52	52,88
40	54,23	55,59	56,94	58,30	59,66	61,01	62,37	63,72	65,08	66,43
50	67,79	69,15	70,50	71,86	73,21	74,57	75,93	77,28	78,64	79,99
60	81,35	82,70	84,06	85,42	86,77	88,13	89,48	90,84	92,20	93,55
70	94,91	96,26	97,62	98,97	100,33	101,69	103,04	104,40	105,75	107,11
80	108,46	109,82	111,18	112,53	113,89	115,24	116,60	117,96	119,31	120,67
90	122,02	123,38	124,73	126,09	127,45	128,80	130,16	131,51	132,87	134,23
100	135,58	136,94	138,29	139,65	141,00	142,36	143,72	145,07	146,43	147,78

Conversion Nm in in.lb				1 Nm = 8,85077 in.lb						
Nm	0	1	2	3	4	5	6	7	8	9
0	0,00	8,85	17,70	26,55	35,40	44,25	53,10	61,96	70,81	79,66
10	88,51	97,36	106,21	115,06	123,91	132,76	141,61	150,46	159,31	168,16
20	177,02	185,87	194,72	203,57	212,42	221,27	230,12	238,97	247,82	256,67
30	265,52	274,37	283,22	292,08	300,93	309,78	318,63	327,48	336,33	345,18
40	354,03	362,88	371,73	380,58	389,43	398,28	407,14	415,99	424,84	433,69
50	442,54	451,39	460,24	469,09	477,94	486,79	495,64	504,49	513,34	522,20
60	531,05	539,90	548,75	557,60	566,45	575,30	584,15	593,00	601,85	610,70
70	619,55	628,40	637,26	646,11	654,96	663,81	672,66	681,51	690,36	699,21
80	708,06	716,91	725,76	734,61	743,46	752,32	761,17	770,02	778,87	787,72
90	796,57	805,42	814,27	823,12	831,97	840,82	849,67	858,52	867,38	876,23
100	885,08	893,93	902,78	911,63	920,48	929,33	938,18	947,03	955,88	964,73

Conversion in.lb in Nm				1 in.lb = 0,11298 Nm						
Nm	0	1	2	3	4	5	6	7	8	9
0	0,00	0,11	0,23	0,34	0,45	0,56	0,68	0,79	0,90	1,02
10	1,13	1,24	1,36	1,47	1,58	1,69	1,81	1,92	2,03	2,15
20	2,26	2,37	2,49	2,60	2,71	2,82	2,94	3,05	3,16	3,28
30	3,39	3,50	3,62	3,73	3,84	3,95	4,07	4,18	4,29	4,41
40	4,52	4,63	4,75	4,86	4,97	5,08	5,20	5,31	5,42	5,54
50	5,65	5,76	5,87	5,99	6,10	6,21	6,33	6,44	6,55	6,67
60	6,78	6,89	7,00	7,12	7,23	7,34	7,46	7,57	7,68	7,80
70	7,91	8,02	8,13	8,25	8,36	8,47	8,59	8,70	8,81	8,93
80	9,04	9,15	9,26	9,38	9,49	9,60	9,72	9,83	9,94	10,06
90	10,17	10,28	10,39	10,51	10,62	10,73	10,85	10,96	11,07	11,19
100	11,30	11,41	11,52	11,64	11,75	11,86	11,98	12,09	12,20	12,31

Conversion Table

Ncm to kgfcm and Nm

Ncm	kgfcm	Nm	Ncm	kgfcm	Nm
1,00	0,101972	0,01	22,00	2,243384	0,220
1,25	0,127465	0,0125	22,50	2,29437	0,225
1,50	0,152958	0,015	23,00	2,345356	0,230
1,75	0,178451	0,0175	23,50	2,396342	0,235
2,00	0,203944	0,02	24,00	2,447328	0,240
2,25	0,229437	0,0225	24,50	2,498314	0,245
2,50	0,25493	0,025	25,00	2,5493	0,250
2,75	0,280423	0,0275	25,50	2,600286	0,255
3,00	0,305916	0,03	26,00	2,651272	0,260
3,25	0,331409	0,0325	26,50	2,702258	0,265
3,50	0,356902	0,035	27,00	2,753244	0,270
3,75	0,382395	0,0375	27,50	2,80423	0,275
4,00	0,407888	0,04	28,00	2,855216	0,280
4,25	0,433381	0,0425	28,50	2,906202	0,285
4,50	0,458874	0,045	29,00	2,957188	0,290
4,75	0,484367	0,0475	30,00	3,05916	0,300
5,00	0,50986	0,05	30,50	3,110146	0,305
5,25	0,535353	0,0525	31,00	3,161132	0,310
5,50	0,560846	0,055	31,50	3,212118	0,315
5,75	0,586339	0,0575	32,00	3,263104	0,320
6,00	0,611832	0,06	32,50	3,31409	0,320
6,50	0,662818	0,065	33,00	3,365076	0,330
7,00	0,713804	0,07	33,50	3,416062	0,335
7,50	0,76479	0,075	34,00	3,467048	0,340
8,00	0,815776	0,08	34,50	3,518034	0,345
8,50	0,866762	0,085	35,00	3,56902	0,350
9,00	0,917748	0,09	40,00	4,07888	0,400
9,50	0,968734	0,095	45,00	4,58874	0,450
10,00	1,01972	0,100	50,00	5,0986	0,500
10,50	1,070706	0,105	55,00	5,60846	0,550
11,00	1,121692	0,110	60,00	6,11832	0,600
11,50	1,172678	0,115	65,00	6,62818	0,650
12,00	1,223664	0,120	70,00	7,13804	0,700
12,50	1,27465	0,125	75,00	7,6479	0,750
13,00	1,325636	0,130	80,00	8,15776	0,800
13,50	1,376622	0,135	85,00	8,66762	0,850
14,00	1,427608	0,140	90,00	9,17748	0,900
14,50	1,478594	0,145	95,00	9,68734	0,950
15,00	1,52958	0,150	100,00	10,1972	1,000
15,50	1,580566	0,155	105,00	10,70706	1,050
16,00	1,631552	0,160	110,00	11,21692	1,100
16,50	1,682538	0,165	115,00	11,72678	1,150
17,00	1,733524	0,170	120,00	12,23664	1,200
17,50	1,78451	0,175	125,00	12,7465	1,250
18,00	1,835496	0,180	130,00	13,25636	1,300
18,50	1,886482	0,185	135,00	13,76622	1,350
19,00	1,937468	0,190	140,00	14,27608	1,400
19,50	1,988454	0,195	145,00	14,78594	1,450
20,00	2,03944	0,200	150,00	15,2958	1,500
20,50	2,090426	0,205	155,00	15,80566	1,550
21,00	2,141412	0,215	160,00	16,31552	1,600
21,50	2,192398	0,215			

Conversion Table

kgfcm to Ncm and Nm

kgfcm	Ncm	Nm	kgfcm	Ncm	Nm
0,10	0,98066	0,00980	14,50	142,195	1,42195
0,15	1,47099	0,01470	15,00	147,099	1,47099
0,20	1,96132	0,01961	15,50	152,002	1,52002
0,25	2,45165	0,02451	16,00	156,905	1,56905
0,30	2,94198	0,02941	16,50	161,809	1,61809
0,35	3,43231	0,03432	17,00	166,712	1,66712
0,40	3,92264	0,04412	17,50	171,615	1,71615
0,45	4,41297	0,0475	18,00	176,519	1,76519
0,50	4,90330	0,04903	18,50	181,422	1,81422
0,55	5,39363	0,05393	19,00	186,325	1,86325
0,60	5,88396	0,05883	19,50	191,228	1,91228
0,65	6,37429	0,06374	20,00	196,132	1,96132
0,70	6,86462	0,06864	20,50	201,035	2,01035
0,75	7,35496	0,07354	21,00	205,938	2,05938
0,80	7,84529	0,07845	21,50	210,842	2,10842
0,85	8,33562	0,08335	22,00	215,745	2,15745
0,90	8,82595	0,08825	22,50	220,648	2,20648
0,95	9,31628	0,09316	23,00	225,552	2,25552
1,00	9,80661	0,09806	23,50	230,455	2,30455
1,05	10,2969	0,10296	24,00	235,358	2,35358
1,10	10,7872	0,10787	24,50	240,262	2,40262
1,50	14,7099	0,14709	25,00	245,165	2,45165
2,0	19,6132	0,19613	25,50	250,068	2,50068
2,50	24,5165	0,24516	26,00	254,971	2,54971
3,00	29,4198	0,29419	26,50	259,875	2,59875
3,50	34,3231	0,34323	27,00	264,778	2,64778
4,00	39,2264	0,39226	27,50	269,681	2,69681
4,50	44,1297	0,44129	28,00	274,585	2,74585
5,00	49,0330	0,49033	28,50	279,488	2,79488
5,50	53,9363	0,53936	29,00	284,391	2,84391
6,00	58,8396	0,58839	29,50	289,295	2,89295
6,50	63,7429	0,63742	30,00	294,198	2,94198
7,00	68,6462	0,68646	35,00	343,231	3,43231
7,50	73,5496	0,73549	40,00	392,264	3,92264
8,00	78,4529	0,78452	45,00	441,297	4,41297
8,50	83,3562	0,83356	50,00	490,330	4,90330
9,00	88,2595	0,88259	55,00	539,363	5,39363
9,50	93,1628	0,93162	60,00	588,396	5,88396
10,00	98,0661	0,98066	65,00	637,429	6,37429
10,50	102,969	1,02969	70,00	686,462	6,86462
11,00	107,872	1,07872	75,00	735,496	7,35496
11,50	112,776	1,12776	80,00	784,529	7,84529
12,00	117,679	1,17679	85,00	833,562	8,33562
12,50	122,582	1,22582	90,00	882,595	8,82595
13,00	127,485	1,27485	95,00	931,628	9,31628
13,50	132,389	1,27485	100,00	980,661	9,80661
14,00	137,292	1,37292			

Can't find the tools you need in this brochure?
The selection shown here represents just a specific extract from our assortment.
Please send us specifications about the tool you need or contact us.

We reserve the right to modify without prior notification any details stated in this catalogue regarding product features, versions and designs.
No liability for printing errors or mistakes shall be assumed.



All regions (except for North America, UK and Republic of Ireland)

Wera Werk · Germany
Korzter Straße 21–25
D-42349 Wuppertal

Phone: +49 (0)2 02 / 40 45-322
Fax: +49 (0)2 02 / 40 36 34
E-Mail: info@wera.de

Internet:
www.wera.de

North America

Wera Tools Inc.
4129 Harvester Rd, Unit H
Burlington, Ontario
Canada, L7L 5M3

Phone: 1-800-267-5541
E-Mail: info@weratools.com

Internet:
www.weratools.com

UK & Republic of Ireland

Wera Tools UK LTD
Units 1 & 2, McGregor's Way
Turnoaks Business Park, Chesterfield
Derbyshire, S40 2WB
Great Britain

Phone: +44 (0)1246/27 77 56
E-Mail: queries@wera-tools.co.uk

Internet:
www.wera-tools.co.uk